

NRL708A 磁保持继电器 /Magnetic Latching Relay



◆ 特点 Characteristic

- > 体积小, 16A/20A 触点切换能力;
- > 线圈功耗小、温升极低;
- > 触点接触电阻小, 电接触稳定性好;
- > 抗冲击、抗振动能力强;
- > 外形尺寸: 29x12.7x15.7mm;
- > 已通过 UL 认证.
- > Small size, 16A/20A switching capability.
- > Low coil consumption, ultra-low temperature rise.
- > Low contact resistance.
- > Strong anti-shock and anti-vibration capability.
- > Outline size: 29x12.7x15.7mm.
- > UL Approved

◆ 订货标记 Ordering Information

①	NRL	②	708A	-	③	WX1	-	④	12	-	⑤	D
①	磁保持继电器代号 Latching Relay											
②	产品型号 Part Number											
③	触点引出端子间距 WX1 为 3.5mm; WX2 为 5.0mm Contact lead terminal spacing WX1=3.5mm; WX2=5.0mm											
④	线圈电压 Coil Voltage											
⑤	D 表示双线圈, S 表示单线圈 D= Double Coil; S= Single Coil											

◆ 性能 Characteristics

绝缘电阻 Insulation resistance		1000M Ω (500VDC)
介质耐压 Dielectric Strength	触点与线圈间 Between Coil & Contacts	4000VAC 1min
	断开触点间 Between Open Contacts	1000VAC 1min
闭合时间 Operate Time		20msec. Max.
断开时间 Release Time		20msec. Max.
抗冲击 Shock resistance	稳定性 Functional	100m/S ² (10g)
	强度 Destructive	1000m/S ² (100g)
振动 Vibration resistance		10~55Hz 1.5mm
湿度 Humidity		98%RH ,40 $^{\circ}$ C
温度范围 Ambient temperature		-40~+70 $^{\circ}$ C
引出端方式 Termination		PCB
重量 Unit weight		11g
封装形式 Constrution		密封型 Seal type

NRL708A 磁保持继电器 /Magnetic Latching Relay

◆ 触点参数 Contact Data

触点形式 Contact form	1A/1B
触点材料 Contact material	AgSnO2
接触电阻 Contact resistance	Max : $\leq 20\text{m}\Omega$
触点负载 Contact Rating	16A 250VAC、20A 250VAC
最大转换功率 Max. Switching Power	5000VA
机械寿命 Mechanical life	1×10^6
电气寿命 Electrical life	16A 1×10^5 ; 20A 2×10^4

◆ 线圈 Coil

线圈功耗 Coil power	单线圈 : 0.5W 双线圈 : 1.0W Single coil: 0.5W Double coil: 1.0W
-----------------	--

◆ 线圈参数 Coil Data

额定电压 (VDC) Rated Voltage	动作电压 (VDC) Pick-up voltage	脉冲宽度 (ms) Pulse Duration	线圈电阻 (Ω) Coil Resistance
单线圈 Single coil			
5	3.75	50	$50 \pm 10\%$
9	6.75	50	$162 \pm 10\%$
12	9	50	$288 \pm 10\%$
24	18	50	$1152 \pm 10\%$
双线圈 Double coil			
5	3.75	50	$2 \times 25 \pm 10\%$
9	6.75	50	$2 \times 81 \pm 10\%$
12	9	50	$2 \times 144 \pm 10\%$
24	18	50	$2 \times 576 \pm 10\%$

备注：如需其它额定电压，可特殊定货。

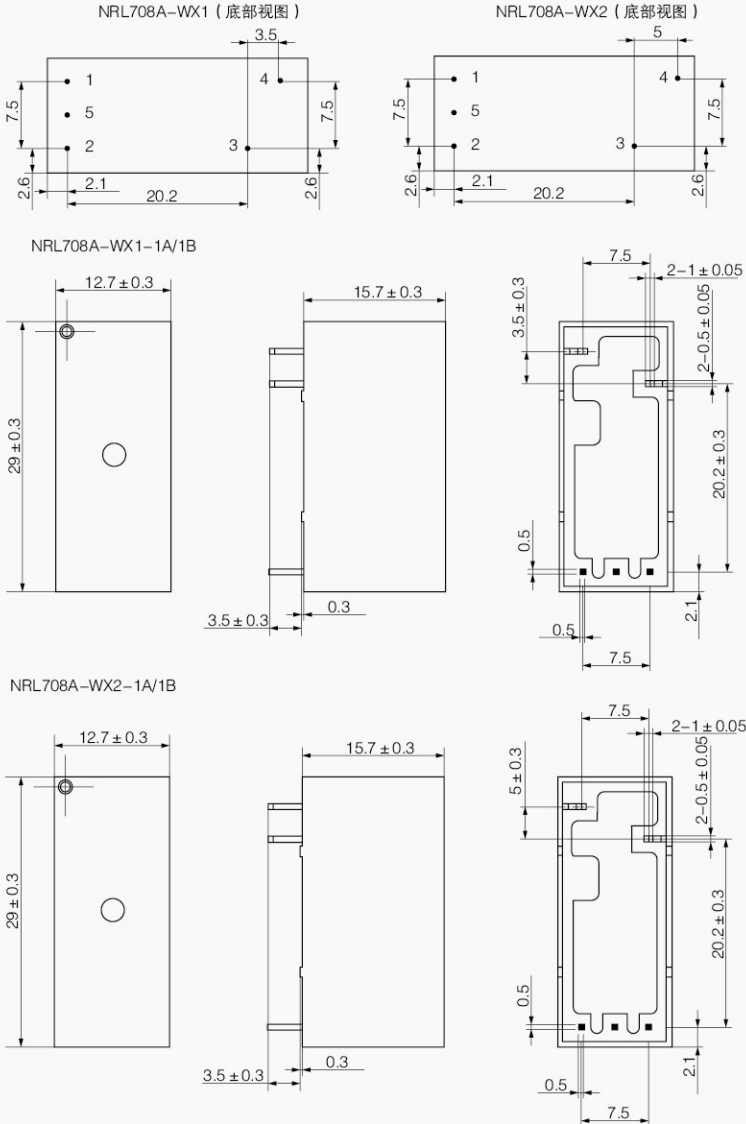
Note: Special ordering for other coil voltage.

◆ 典型应用 Typical Application

- 1) 主要用于 IC 卡预付费电表，集中抄表系统；
Prepayment Energy Meter; AMR System;
- 2) 也用于复合开关、家电和自动控制装置。
Compound Switch; Automatic Control System.

NRL708A 磁保持继电器 /Magnetic Latching Relay

◆ 尺寸图 Dimensions(mm)/ 接线图 Circuit Diagram



NRL708A 磁保持继电器 /Magnetic Latching Relay

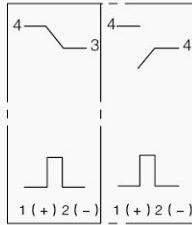
◆ 标准极性图 (Standard polar diagram)

1A/1B(单线圈)



标准极性

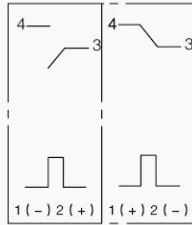
单线圈/一组常开



闭合

断开

单线圈/一组常闭



断开

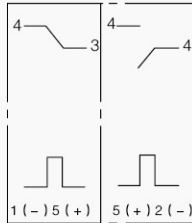
闭合

1A/1B(双线圈)



标准极性

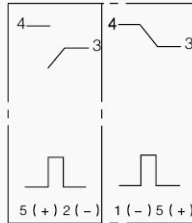
双线圈/一组常开



闭合

断开

双线圈/一组常闭



断开

闭合