

NRL709E 磁保持继电器 /Magnetic Latching Relay



◆ 特点 Characteristic

- > 100A/120A 触点切换能力；
- > 线圈功耗小、温升极低；
- > 触点接触电阻小，电接触稳定性好；
- > 抗冲击、抗振动能力强；
- > 外形尺寸：52×43×22mm；
- > 可根据客户要求焊接分流器和连接铜线。
- > 符合 IEC62055-31 UC3 标准；
- > 100A/120A switching capability.
- > Low coil consumption, ultra-low temperature rise.
- > Low contact resistance.
- > Strong anti-shock and anti-vibration capability.
- > Outline size: 52×43×22mm.
- > Customized terminals like shunt, braided Cu-wire etc.
- > IEC62055-31 UC3 Compliant

◆ 订货标记 Ordering Information

NRL	709E	-	12	-	S	-	100	①	磁保持继电器代号 Latching Relay
①	②	③	④	⑤	⑥	⑦	⑧	⑨	产品型号 Part Number
								⑩	线圈电压 Coil Voltage
								⑪	D 表示双线圈，S 表示单线圈 D = Double Coil; S = Single Coil
								⑫	100 表示 100A，120 表示 120A 100=100A; 120=120A

◆ 性能 Characteristics

绝缘电阻 Insulation resistance		1000MΩ (500VDC)
介质耐压 Dielectric Strength	触点与线圈间 Between Coil & Contacts	4000VAC 1min
	断开触点间 Between Open Contacts	2000VAC 1min
闭合时间 Operate Time		20msec. Max.
断开时间 Release Time		20msec. Max.
抗冲击 Shock resistance	稳定性 Functional	100m/S ² (10g)
	强度 Destructive	1000m/S ² (100g)
振动 Vibration resistance		10~55Hz 1.5mm
湿度 Humidity		98%RH, 40°C
温度范围 Ambient temperature		-40~+70°C
引出端方式 Termination		快连接式 Fast connection
重量 Unit weight		80g
封装形式 Construction		防尘罩 Dust protected

NRL709E 磁保持继电器 /Magnetic Latching Relay
◆ 触点参数 Contact Data

触点形式 Contact form	1A/1B
触点材料 Contact material	AgSnO ₂
接触电阻 Contact resistance	100A: Max: 1.0mΩ、120A: Max: 0.8mΩ
触点负载 Contact Rating	100/120A 250VAC
最大转换功率 Max. Switching Power	25000VA/30000VA
机械寿命 Mechanical life	5×10 ⁵
电气寿命 Electrical life	1×10 ⁴

◆ 线圈 Coil

线圈功耗 Coil power	单线圈 : 2.3W 双线圈 :4.6W Single coil: 2.3W Double coil: 4.6W
-----------------	---

◆ 线圈参数 Coil Data

额定电压 (VDC) Rated Voltage	动作电压 (VDC) Pick-up voltage	脉冲宽度 (ms) Pulse Duration	线圈电阻 (Ω) Coil Resistance
单线圈 Single coil			
9	6.75	100	35±10%
12	9	100	63±10%
24	18	100	250±10%
48	36	100	1002±10%
双线圈 Double coil			
9	6.75	100	2x18±10%
12	9	100	2x31±10%
24	18	100	2x125±10%
48	36	100	2x501±10%

备注：如需其它额定电压，可特殊定货。

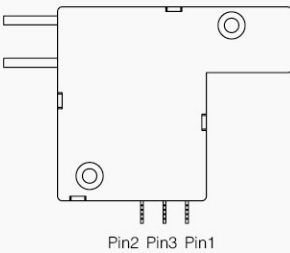
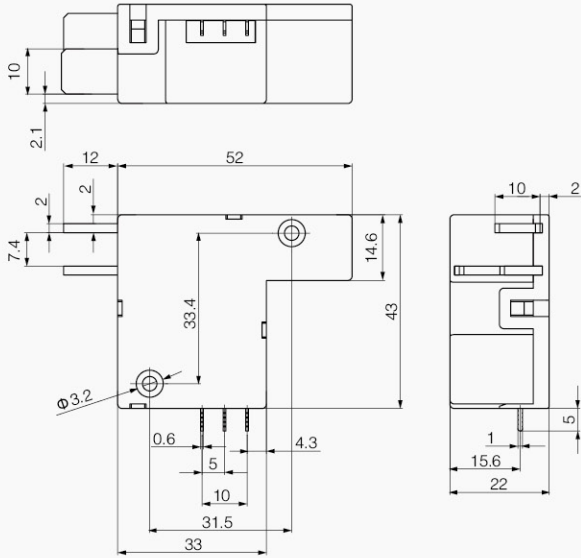
Note: Special ordering for other coil voltage.

◆ 典型应用 Typical Application

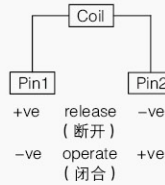
- 1) 主要用于 IC 卡预付费电表，集中抄表系统；
Prepayment Energy Meter; AMR System;
- 2) 也用于复合开关、家电和自动控制装置。
Compound Switch; Automatic Control System.

NRL709E 磁保持继电器 /Magnetic Latching Relay

◆ 尺寸图 Dimensions(mm)/ 接线图 Circuit Diagram



单线圈 Single coil



双线圈 Double coil

