

NRL709N 磁保持继电器 /Magnetic Latching Relay



◆ 特点 Characteristic

- > 体积小，16A 触点切换能力；
- > 线圈功耗小、温升极低；
- > 触点接触电阻小，电接触稳定性好；
- > 抗冲击、抗震动能力强；
- > 外形尺寸：30.2x13.6x22.8mm；
- > Small size, 16A switching capability.
- > Low coil consumption, ultra-low temperature rise.
- > Low contact resistance.
- > Strong anti-shock and anti-vibration capability.
- > Outline size: 30.2x13.6x22.8mm.

◆ 订货标记 Ordering Information

NRL	709N	-	12	-	S	①	磁保持继电器代号 Latching Relay
①	②		③		④	②	产品型号 Part Number
						③	线圈电压 Coil Voltage
						④	D 表示双线圈，S 表示单线圈 D = Double Coil; S = Single Coil

◆ 性能 Characteristics

绝缘电阻 Insulation resistance		500MΩ (500VDC)
介质耐压 Dielectric Strength	触点与线圈间 Between Coil & Contacts	4000VAC 1min
	断开触点间 Between Open Contacts	1000VAC 1min
闭合时间 Operate Time		15msec. Max.
断开时间 Release Time		15msec. Max.
抗冲击 Shock resistance	稳定性 Functional	100m/S ² (10g)
	强度 Destructive	1000m/S ² (100g)
振动 Vibration resistance		10~55Hz 1.5mm
湿度 Humidity		98%RH ,40°C
温度范围 Ambient temperature		-40~+70°C
引出端方式 Termination		PCB
重量 Unit weight		13.5g
封装形式 Constrution		密封式 Sealed

NRL709N 磁保持继电器 /Magnetic Latching Relay
◆ 触点参数 Contact Data

触点形式 Contact form	1A/1B
触点材料 Contact material	AgSnO2
接触电阻 Contact resistance	Max :20mΩ
触点负载 Contact Rating	16A 250VAC
最大转换功率 Max. Switching Power	4000VA
机械寿命 Mechanical life	1×10 ⁶
电气寿命 Electrical life	1×10 ⁴

◆ 线圈 Coil

线圈功耗 Coil power	单线圈 : 1.0W 双线圈 : 2.0W Single coil: 1.0W Double coil: 2.0W
-----------------	--

◆ 线圈参数 Coil Data

额定电压 (VDC) Rated Voltage	动作电压 (VDC) Pick-up voltage	脉冲宽度 (ms) Pulse Duration	线圈电阻 (Ω) Coil Resistance
单线圈 Single coil			
9	6.75	50	81±10%
12	9	50	144±10%
24	18	50	576±10%
48	36	50	2304±10%
双线圈 Double coil			
9	6.75	50	2x40.5±10%
12	9	50	2x72±10%
24	18	50	2x288±10%
48	36	50	2x1152±10%

备注：如需其它额定电压，可特殊定货。

Note: Special ordering for other coil voltage.

◆ 典型应用 Typical Application

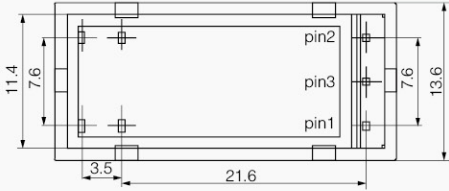
1) 主要用于 IC 卡预付费电表，集中抄表系统；
Prepayment Energy Meter; AMR System;

2) 也用于家电和自动控制装置。

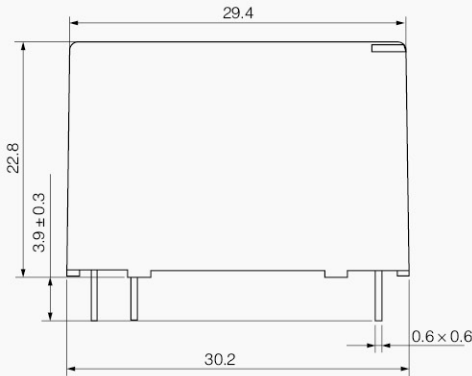
Electrial Telecommunication, Auto Controlling.

NRL709N 磁保持继电器 /Magnetic Latching Relay

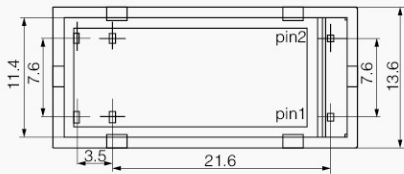
◆ 尺寸图 Dimensions(mm)/ 接线图 Circuit Diagram




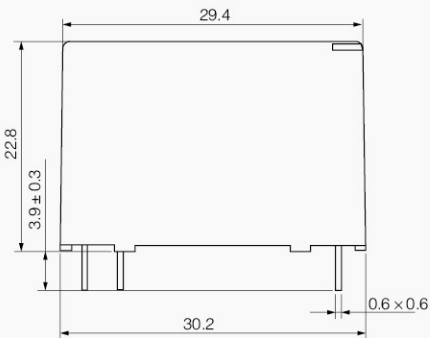
Contact Position		
Terminal-grid	1(+) $\bar{3}$ (-)	2(+) $\bar{3}$ (-)



Double Coil



Contact Position		
Terminal-grid	1(+) $\bar{2}$ (-)	1(-) $\bar{2}$ (+)



Single coil