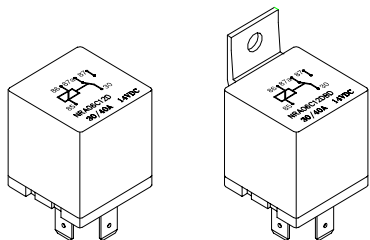
	<h1>Automotive Relay</h1>	<i>Part No.</i> <h1>NRA04</h1>
Industrial & Electrical Components		



Fasten connection pins
 Stable function in high or low temp.
 With or without flanger hook
 40A starting load capacity

CONTACT

Arrangement	1A / 1C
Contact Material	Silver Alloy
Contact Resistance	
(By voltage drop 6V 1A)	Max. 100mΩ
Rating	
Resistive load	Contact N.O. 40A 14VDC
(Cos.Φ=1)	Contact N.C. 30A 14VDC
Motor Inrush	
Max. Allowable Voltage	30VDC
Max. Allowable Current	40A
Max. Allowable Power	560W
Service life	
Electrical	1 X 10 ⁵
Machanical	1 X 10 ⁶

CHARACTERISTICS

Operate Time	10ms
Release Time	10ms
Initial breakdown voltage	
Between coil & contact	750VAC for 1 Min.
Between open contacts	500VAC for 1 Min.
Insulation Resistance	Min.100MΩ (500 VDC)
Ambient temperature	-40 ~+70
Humidity	40~85%
Shock	Functional 20G
Resistance	Destruction 100G
Vibration	Functional 10 to 55 Hz D.A. of 2mm
Resistance	Destruction 10 to 55 Hz D.A. of 2mm
Unit weight	40g Max.

ORDERING INFORMATION

e.g

NRA - 04 - A - 12D - B

Series: NCR Automotive Relay Series

Part No.

Contact Form: C=1C/O; A = N/O; B= N/C; U= 2 N/O

Coil Voltage: 3, 5, 6, 9, 12, 24 dc

Nil= No flanger bracket

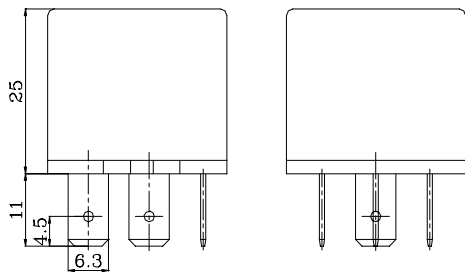
B= With flanger bracket

COIL DATA (at 20)

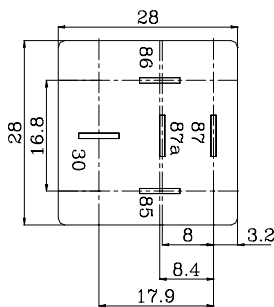
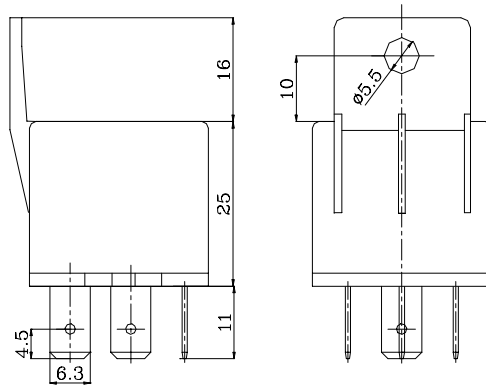
Nominal Voltage (VDC)	Pick-up Voltage VDC(Max)	Drop-out Voltage VDC(Min)	Coil Resistance (Ω) \pm 10%		Max.Allowable Voltage
			1.6W	1.9W	
3	1.95	0.3	5.6	4.75	130% apply to nominal Voltage
6	3.9	0.6	22.5	19	
9	5.85	0.9	51	43	
12	7.8	1.2	90	76	
24	15.6	2.4	360	303	

DIMENSIONS (Unit: mm)

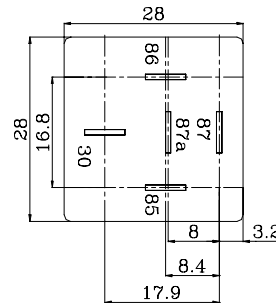
NRA04C12D



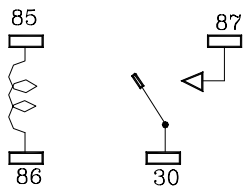
NRA04C12DB



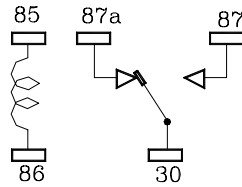
(BOTTOM VIEW)



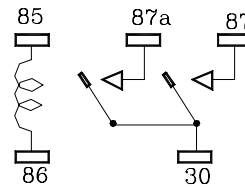
NRA04A



NRA04C



NRA04U



Industrial & Electrical Components